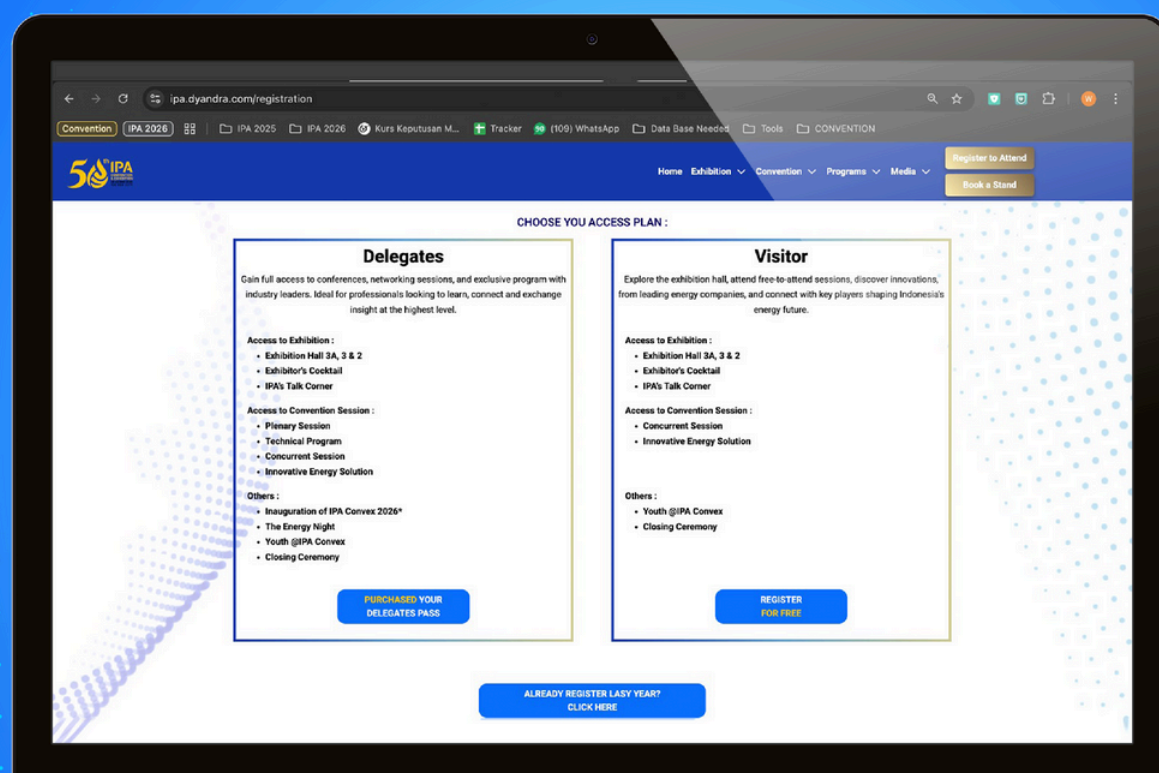


HOW TO REGISTER AS PROFESSIONAL DELEGATES



<https://convex.ipa.or.id/>

Swipe



STEP 1

Go to <https://convex.ipa.or.id/> and click **Register to Attend**.



STEP 2

Select **"Get Your Delegate Pass"** and fill out the registration form.



Swipe





STEP 3

Select your category by clicking **Individual >> Professional**, and select **Domestic** or **Overseas**, based on your preference.



STEP 4

Select your payment method and continue with the payment process.



Swipe





STEP 5

If you need an accommodation, please click “Browse Hotels” and select your preferred hotel partner. Otherwise, you can continue accessing the QR code (My Order) from the dashboard to print your badge on-site.

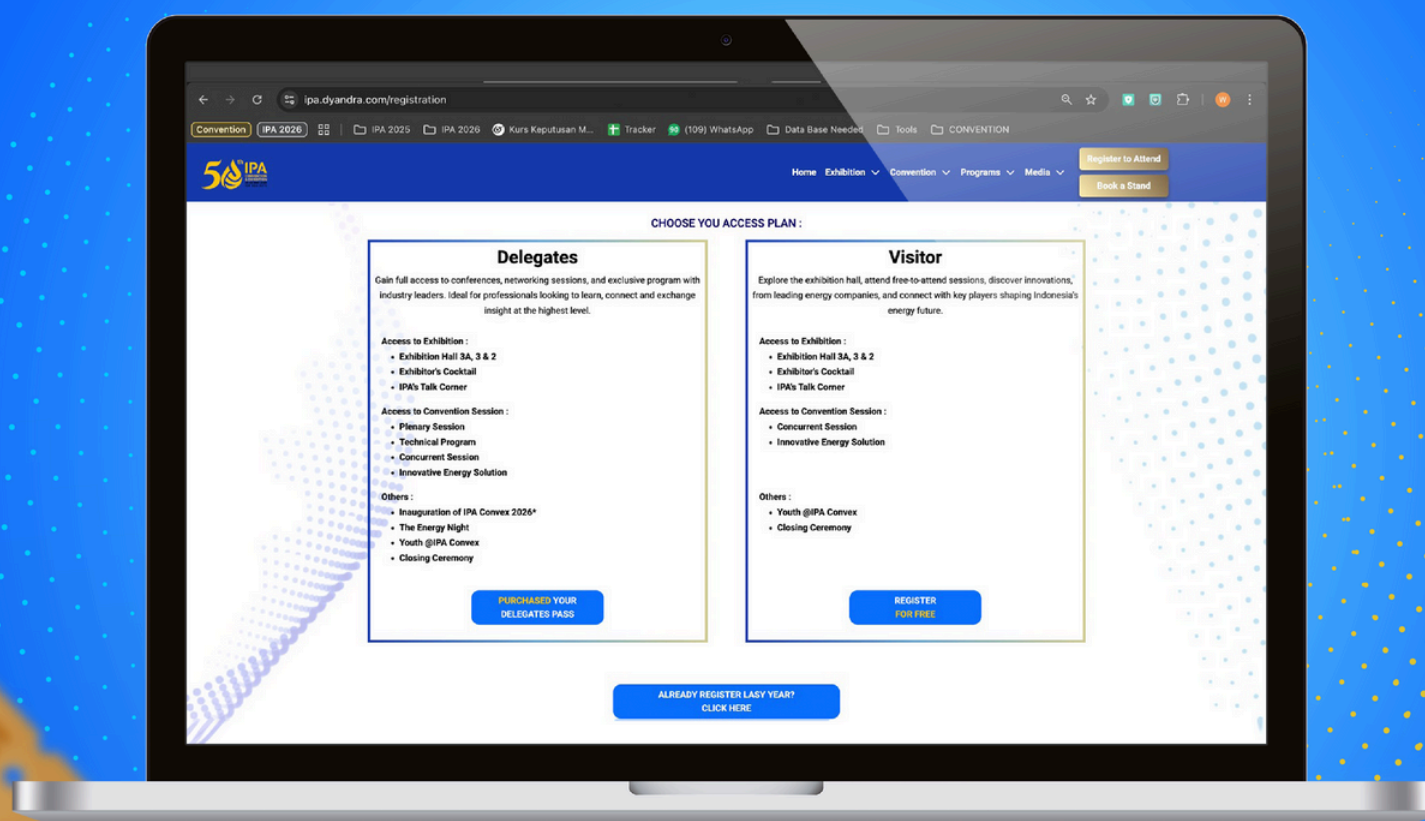


Swipe



HOW TO REGISTER AS STUDENT DELEGATES

** UNDERGRADUATE STUDENT*



<https://convex.ipa.or.id/>



Swipe



Convex.ipa.or.id



@ipaconvex_



@ipaconvex



Indonesian Petroleum Association



STEP 1

Go to <https://convex.ipa.or.id/> and click **Register to Attend**.



STEP 2

Select **"Get Your Delegate Pass"** and fill out the registration form.



Swipe



Convex.ipa.or.id



@ipaconvex_



@ipaconvex



Indonesian Petroleum Association



STEP 3

Select your category by clicking **Individual >> Student**, and select **Domestic or Overseas**, based on your preference.



STEP 4

As a Student Delegate, you are required to upload a copy of your Student Card and Statement Letter from the university. We will send a confirmation through email.



Swipe



STEP 5

If you have received a confirmation, please continue the registration with the payment.



STEP 6

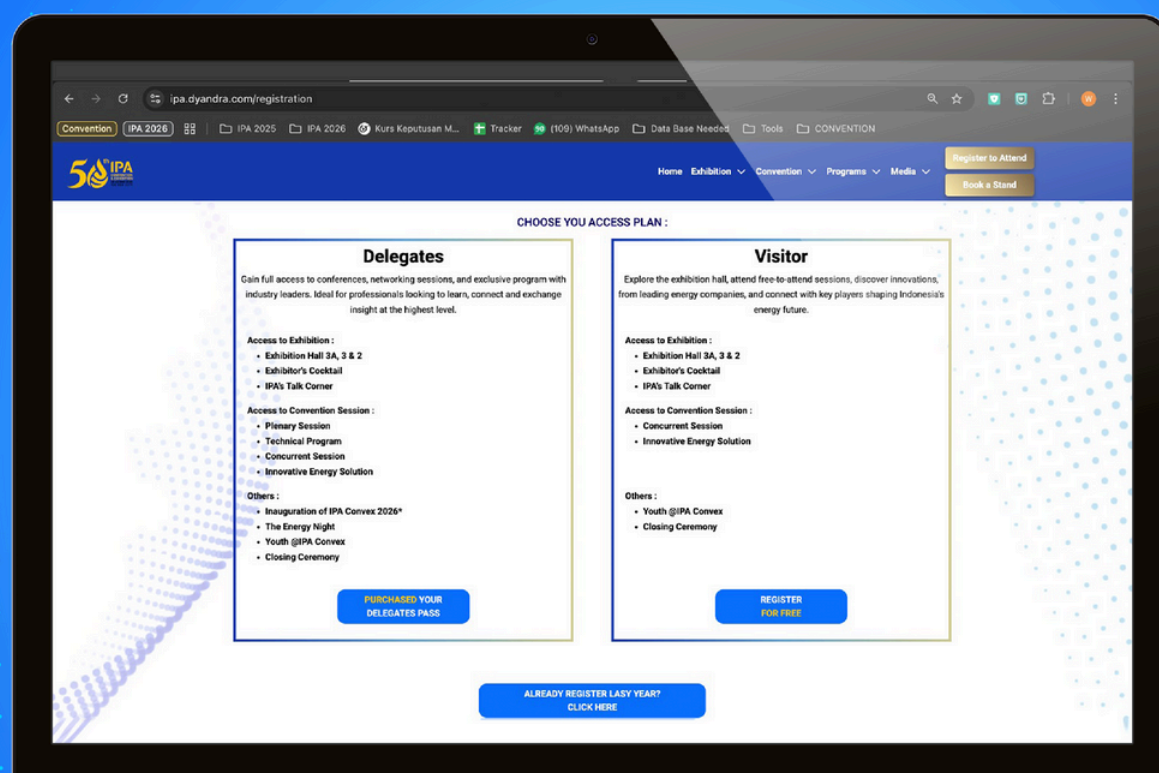
Access your dashboard to get the QR code, and use it to print your badge on-site.



Swipe



HOW TO REGISTER AS VISITOR



<https://convex.ipa.or.id/>

◀ Swipe



STEP 1

Go to <https://convex.ipa.or.id/> and click **Register to Attend**.



STEP 2

Select **"Register for Free"** and fill out the registration form.



STEP 3

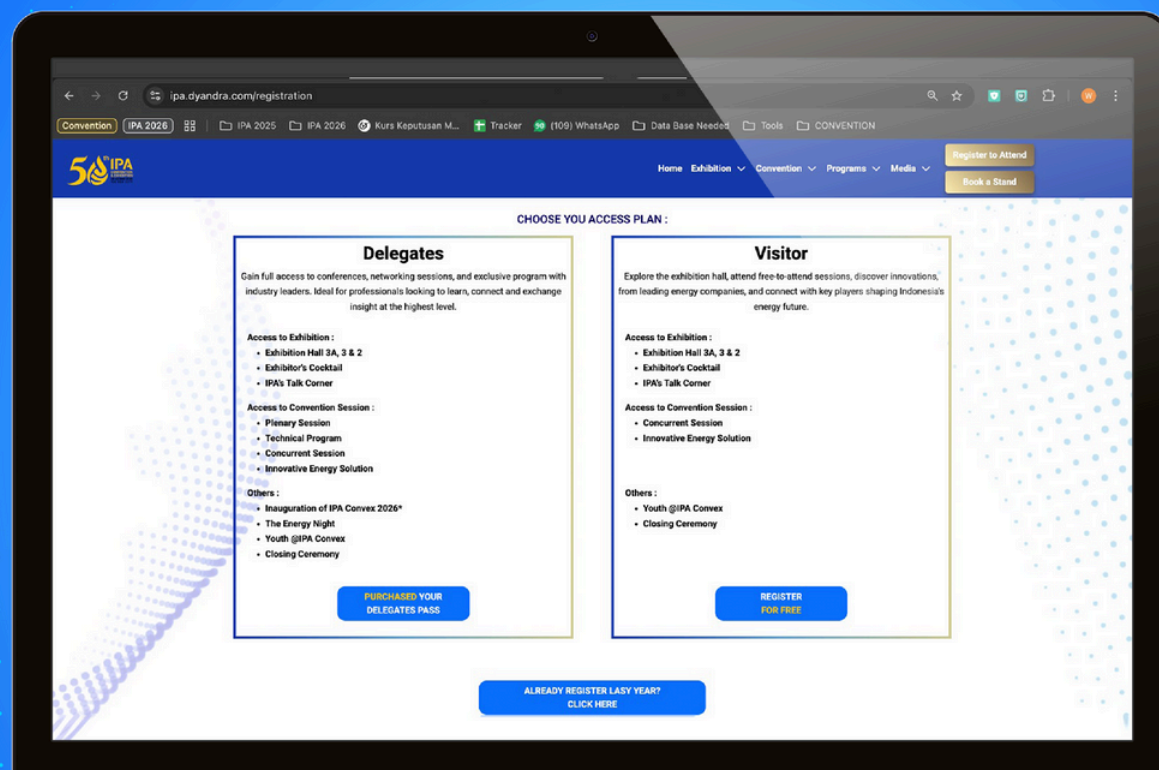
Use the received QR code to print your badge on-site or to access.



Swipe



HOW TO REGISTER AS LAST YEAR DELEGATES



<https://convex.ipa.or.id/>

Swipe



STEP 1

Go to <https://convex.ipa.or.id/> and click **Register to Attend**.



STEP 2

Login with your registered email and password. Click **"Forgot Password"** if you don't remember the password.



Swipe





STEP 3

Update your profile to receive the **"Exhibition Visitor Ticket"** on your dashboard.



STEP 4

Click **"My Order"** to get your QR code to print your badge on-site. If you're interested in joining as a Professional or Student Delegate, please click the **"Buy Ticket"** menu on your dashboard and complete the payment.



Swipe






STEP 5

If you need an accommodation, please click **“Browse Hotels”** and select your preferred hotel partner. Otherwise, you can continue accessing the QR code (My Order) from the dashboard to print your badge on-site.



Swipe





Organized by:



Co-organized by:



SEE YOU AT

THE 50TH IPA CONVEX 2026

WED-FRI, 20-22 MAY 2026
ICE BSD CITY, TANGERANG

FOR MORE INFORMATION, CONTACT:
registrationipa@convex.ipa.or.id